

# Photometric Report

MAR-90356992 Exterior Linear 310 QUAD Graze Asymmetric – Only Red

MARTIN PROFESSIONAL R&D OPTICAL LABORATORY

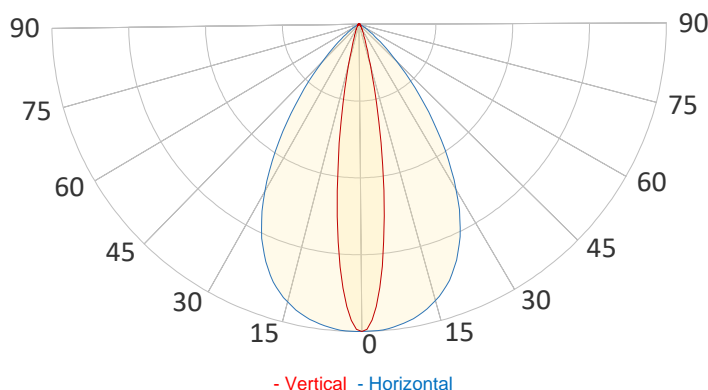
## GENERAL SPECIFICATIONS

Total Fixture Output:	706 lm
Light Engine Output:	1067 lm
Efficacy:	34 lm/W
Lens Option:	Asymmetric
Beam Angle (50%):	17x67°
Field Angle (10%):	33x98°
Cut-off Angle (3%):	54x117°
CRI:	73+
CQS:	87+
TM-30 Rf:	83+
TM-30 Rg:	105+
TLCI:	75+
Color Temperature:	Variable



## SAMPLE MEASUREMENT

POLAR PLOT

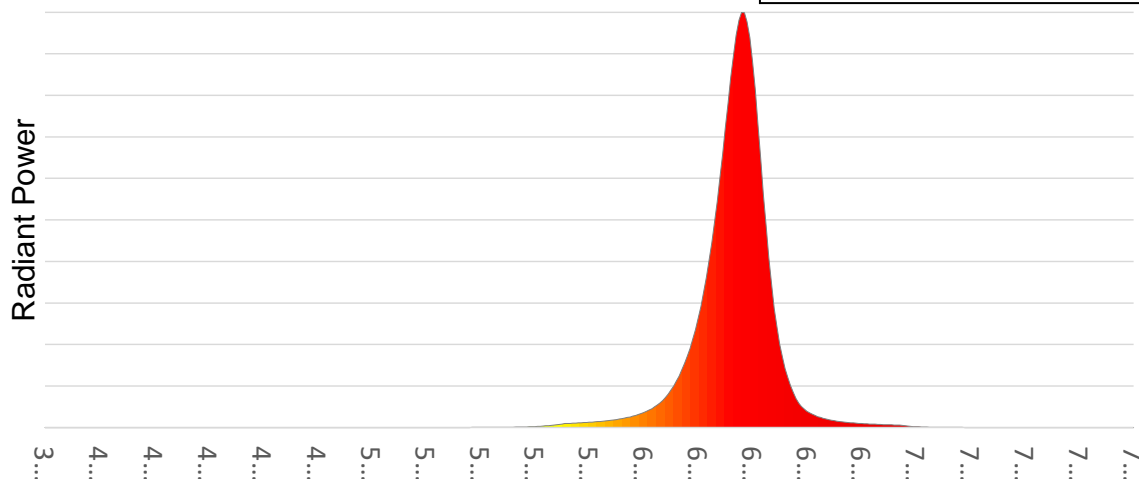


Catalog Number:	MAR-90356992
Measured Output:	174 lm
Measured Peak:	416 cd
Consumed Power:	12.0 W
Efficacy:	14.5 lm/W

Beam Angle (50%):	17x67°
Field Angle (10%):	33x98°
Cut-off Angle (3%):	54x117°

Measurement Condition:	
Ambient Temperature:	25° +/- 5° C
AC Supply:	230V/50Hz
Fan Mode:	No Fan
Fixture Warm-up Time:	30 minutes

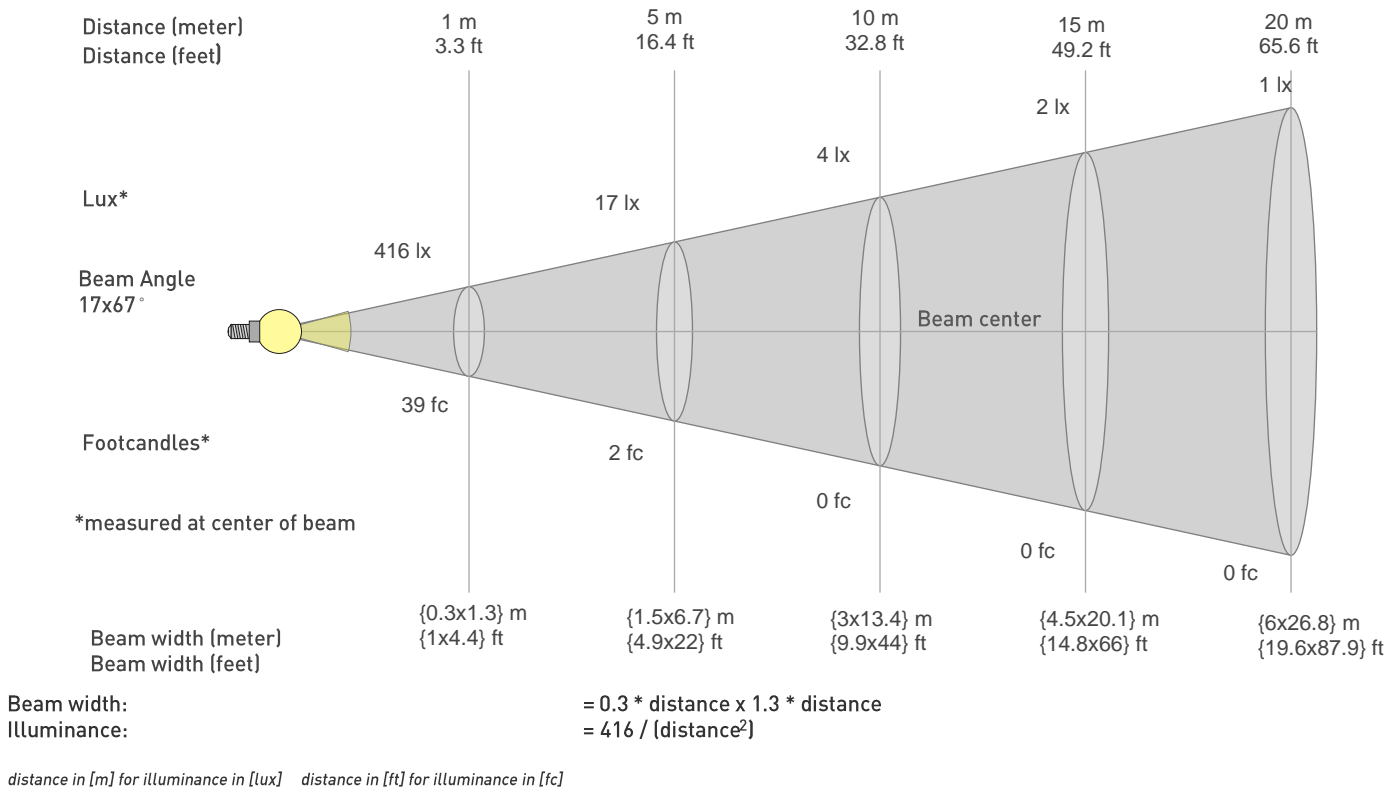
SPECTRAL DISTRIBUTION



# Photometric Report

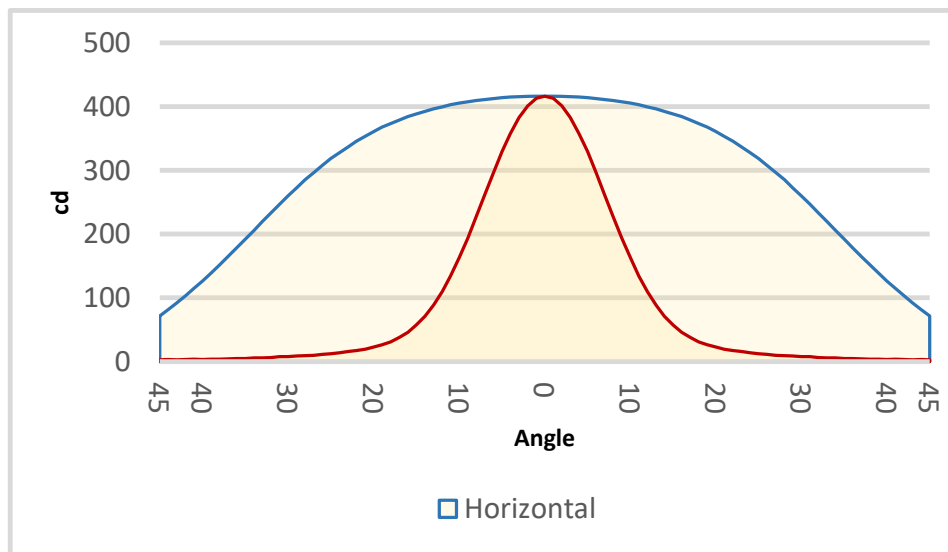
MAR-90356992 Exterior Linear 310 QUAD Graze Asymmetric – Only Red

## BEAM DETAILS



## BEAM ILLUMINANCE FROM 1-20M

1m	2m	3m	4m	5m	6m	7m	8m	9m	10m	11m	12m	13m	14m	15m	16m	17m	18m	19m	20m
3.3ft	6.6ft	9.8ft	13.1ft	16.4ft	19.7ft	23ft	26.2ft	29.5ft	32.8ft	36.1ft	39.4ft	42.7ft	45.9ft	49.2ft	52.5ft	55.8ft	59.1ft	62.3ft	65.6ft
416lx	104lx	46lx	26lx	17lx	12lx	8lx	7lx	5lx	4lx	3lx	3lx	2lx	2lx	2lx	2lx	1lx	1lx	1lx	1lx
38.7fc	9.7fc	4.3fc	2.4fc	1.5fc	1.1fc	0.8fc	0.6fc	0.5fc	0.4fc	0.3fc	0.3fc	0.2fc	0.2fc	0.2fc	0.2fc	0.1fc	0.1fc	0.1fc	0.1fc



BEAM ANGLE 50%	FIELD ANGLE 10%	CUTOFF ANGLE 3%
17x67°	33x98°	54x117°